

TOTAL CITY BUDGET

**\$15,026,523**  
million



**0.07%**  
from the  
FY22 budget



**20.872**  
mill levy  
down  
11.57 mills  
from FY22

BOND  
RATING



**A1**

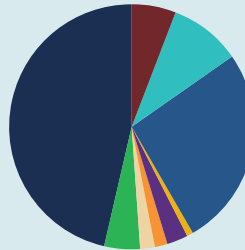
Moody's says: "The A1 rating reflects the City's small, but affluent and growing tax base favorably located in proximity to employment in the KC metro area, above-average reserve position, moderate debt burden and low pension liability."

## Where Does My City Property Tax Dollar Go?



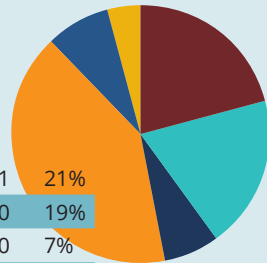
**WHERE THE MONEY GOES TO**

Administration	\$371,700	6.1%
Fire	\$569,099	9.4%
Police	\$1,592,297	26.3%
Court	\$48,715	0.8%
Streets	\$169,878	2.8%
Building & Zoning	\$100,510	1.7%
Building Inspections	\$114,789	1.9%
Parks	\$283,571	4.7%
Special Events	\$6,500	0.1%
Capital Outlay/Transfers	\$2,800,000	46.2%
<b>TOTAL</b>	<b>\$6,057,059</b>	



Budget by Type

Salaries	\$3,207,971	21%
Contractual	\$2,814,000	19%
Commodities	\$1,016,000	7%
Capital Outlay	\$6,136,330	41%
Debt Service	\$1,237,222	8%
Transfers	\$615,000	4%
<b>TOTAL</b>	<b>\$15,026,523</b>	



Budget by Fund

General	\$6,057,059
Bond & Interest	\$754,908
Special Highway	\$920,000
Utility Funds	\$5,019,556
Recreation Funds*	\$1,395,000
Infrastructure Improvement	\$880,000
<b>TOTAL</b>	<b>\$15,026,523</b>

Revenue by Type

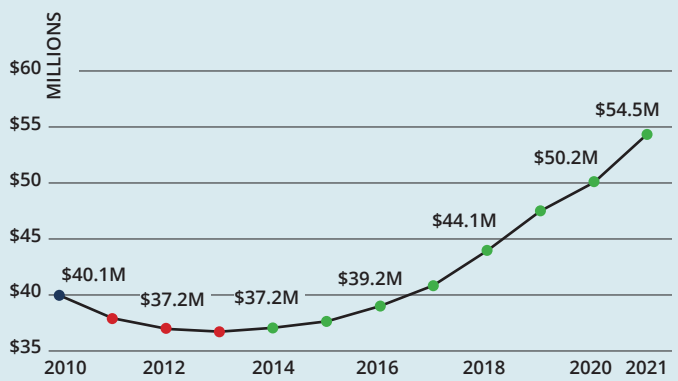
Utility Receipts	\$4,453,900
Beginning Fund Balance	\$9,489,294
Ad Valorem Tax	\$1,314,067
Sales Tax	\$2,100,000
Fees & Other Taxes	\$686,858
Motor Fuel Tax	\$126,840
Transfers	\$615,000
Interest	\$122,150
<b>TOTAL</b>	<b>\$18,908,109</b>

Current vs Proposed Mill Levy

	2021 Mill Levy for 2022 Budget	2022 Proposed Mill Levy for 2023 Budget
General Fund	25.172	19.398
Debt Service Fund	7.267	1.474
<b>Total Mill</b>	<b>32.439</b>	<b>20.872</b>

\*City-funded projects only. Does not include any funding for Recreation Commission programs/projects.

### ASSESSED VALUE TREND



**NET ASSESSED VALUE**  
increase over past 5 years  
state average during same time 4.23% **6.8%**

What does the City budget mean to HOMEOWNERS?



\$250,000 home value  
= \$3,434.42 tax bill  
City collects \$600.07

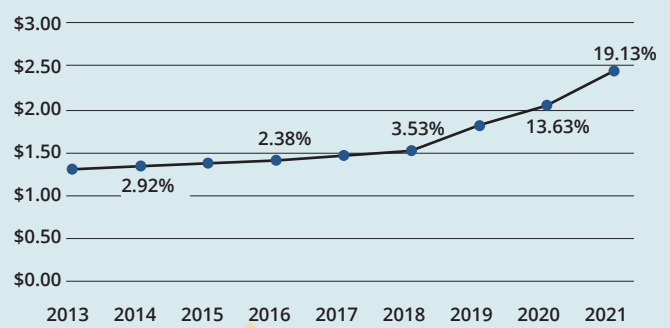
### LOUISBURG AT A GLANCE

- Incorporated in 1868
- Population 4,969
- 53 full- & part-time employees  
Police Department with 15 full- & part-time staff  
Fire Department has 21 paid and volunteer firefighters
- Approximately 27.75 miles of paved roads
- City-owned water, wastewater and gas utility systems

### MAJOR PROJECTS FOR 2023

- Fleet, equipment and technology needs
- Continued stormwater improvements
- Continued sidewalk enhancement/replacement
- Utility meter replacement program
- Comprehensive Plan implementation
- Utility maintenance
- Continued implementation of Master Plans
- Maintain/replace streets city wide

### SALES TAX TREND



**SALES TAX REVENUE** has seen double digit growth since 2019

## City of Louisburg's Budget Process Made Simple

A key component to developing the budget is hearing from you! To help you better understand how Louisburg plans its spending every year — and how you can get involved — we have broken down some of the key steps that go into developing the City's budget.

### A five-step process

1 Prepare	2 Draft	3 Review	4 Adjust	5 Approve
<b>February-March</b> Department heads and Council provide budget wish lists.	<b>March-April</b> Staff develops draft budget.	<b>April-May</b> Council conducts workshop to review proposed budget.	<b>June-July</b> Council has Budget Hearing. Public may provide input.	<b>August</b> Council approves budget.