

TOTAL CITY BUDGET  
**\$15,036,310**  
 million

**6.6%**  
 from the  
 FY21 budget

**32.441**  
 mill levy  
 down from FY21

BOND  
 RATING

**A1**  
 Moody's says: "The A1 rating reflects the City's small, but affluent and growing tax base favorably located in proximity to employment in the KC metro area, above-average reserve position, moderate debt burden and low pension liability."

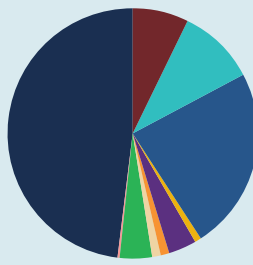
## Where Does My City Property Tax Dollar Go?



WHERE THE MONEY GOES TO

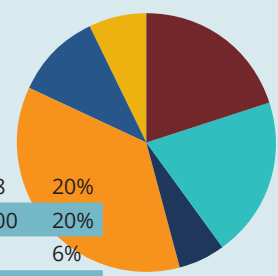
General Fund Budget by Department

Administration	\$381,479	7.3%
Fire	\$521,012	10%
Police	\$1,228,214	23.6%
Court	\$52,500	1%
Streets	\$176,716	3.4%
Building & Zoning	\$53,856	1.1%
Building Inspections	\$67,856	1.3%
Parks	\$218,434	4.2%
Special Events	\$6,500	0.1%
Capital Outlay/Transfers	\$2,500,000	48%
<b>TOTAL</b>	<b>\$5,206,567</b>	



Budget by Type

Salaries	\$2,78,378	20%
Contractual	\$2,826,000	20%
Commodities	\$814,000	6%
Capital Outlay	\$6,107,321	36%
Debt Service	\$1,533,611	11%
Transfers	\$465,000	7%
<b>TOTAL</b>	<b>\$15,036,310</b>	



Revenue by Type

Utility Receipts	\$4,140,000
Beginning Fund Balance	\$8,786,744
Ad Valorem Tax	\$1,767,119
Sales Tax	\$1,820,000
Fees & Other Taxes	\$688,933
Motor Fuel Tax	\$117,310
Transfers	\$965,000
Interest	\$113,150
<b>TOTAL</b>	<b>\$18,398,256</b>

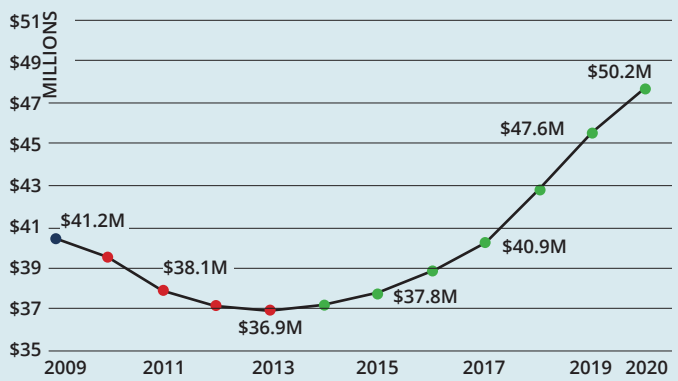
Budget by Fund

General	\$5,206,567
Bond & Interest	\$1,507,211
Special Highway	\$1,000,000
Utility Funds	\$4,812,197
Recreation Funds*	\$1,410,335
Infrastructure Improvement	\$1,100,000
<b>TOTAL</b>	<b>\$15,036,310</b>

Current vs Proposed Mill Levy

	2020 Mill Levy for 2021 Budget	2021 Proposed Mill Levy for 2022 Budget
General Fund	28.423	25.174
Deb Service Fund	4.411	7.267
<b>Total Mill</b>	<b>32.834</b>	<b>32.441</b>

### ASSESSED VALUE TREND



**NET ASSESSED VALUE**  
increase over past 5 years  
state average during same time 3.98% **5.41%**

What does the City budget mean to HOMEOWNERS?



\$200,000 home value  
= \$3,143.25 tax bill  
City collects \$746.10

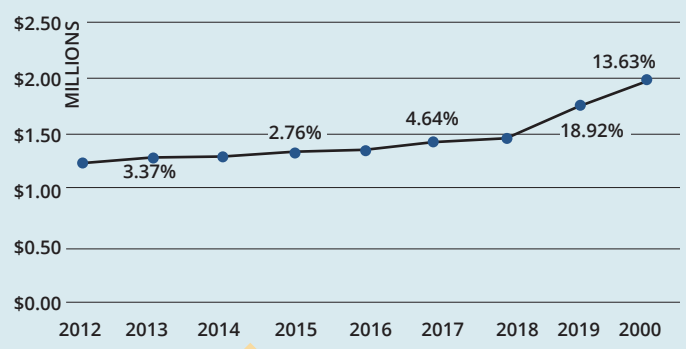
### LOUISBURG AT A GLANCE

- Incorporated in 1868
- Population 4,969
- 53 full- & part-time employees  
Police Department with 15 full- & part-time staff  
Fire Department has 21 paid and volunteer firefighters
- Approximately 27.75 miles of paved roads
- City-owned water, wastewater and gas utility systems

### MAJOR PROJECTS FOR 2022

- Metcalf 2.0 construction
- Continued stormwater improvements
- Continued sidewalk enhancement/replacement
- Utility meter replacement program
- Comprehensive Plan implementation
- Completion of grant projects at Lewis-Young Park
- Continued implementation of Master Plans
- Maintain/replace streets city wide

### SALES TAX TREND



**SALES TAX REVENUE** has seen double digit growth since 2019

## City of Louisburg's Budget Process Made Simple

A key component to developing the budget is hearing from you! To help you better understand how Louisburg plans its spending every year — and how you can get involved — we have broken down some of the key steps that go into developing the City's budget.

### A five-step process

1 Prepare	2 Draft	3 Review	4 Adjust	5 Approve
<b>February-March</b> Department heads and Council provide budget wish lists.	<b>March-April</b> Staff develops draft budget.	<b>April-May</b> Council conducts workshop to review proposed budget.	<b>June-July</b> Council has Budget Hearing. Public may provide input.	<b>August</b> Council approves budget.